




Greek-Letter Org **Anti-Hazing** **Form Guide**


A step-by-step guide on how to fill
out your anti-hazing form!



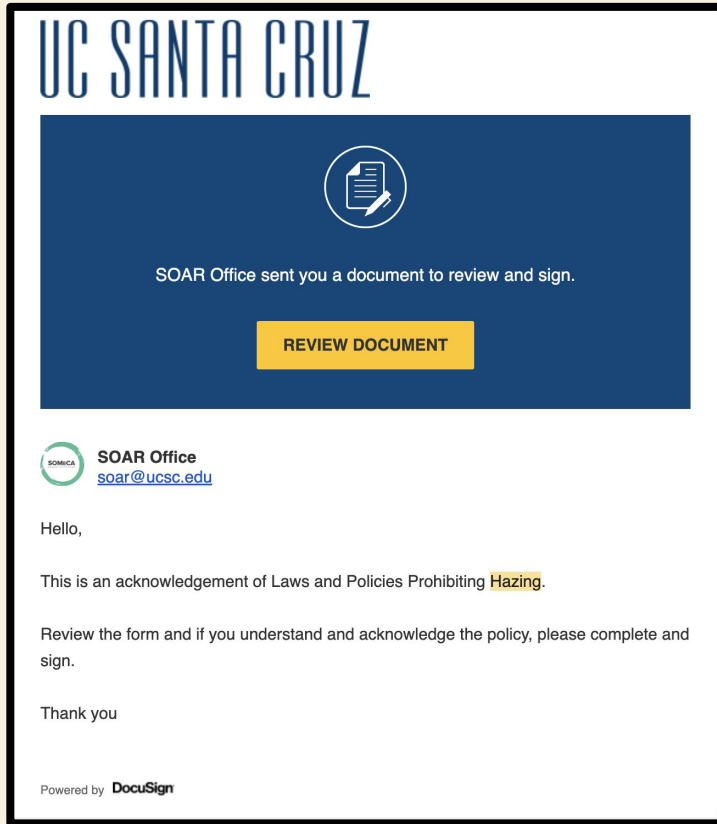


Welcome!

There are so many things to complete on your journey towards full membership in the Greek organization that you are pursuing. One of your tasks towards this journey is completing the UCSC Anti-Hazing Form (one per academic year).

- If you received an email, go to [Step 1a](#)
 - If your chapter sent you a link, go to [Step 1b](#)
- 

Step 1a : Accessing Form via Email



- If you were prompted via email to complete the form, you will receive an email from: **“SOAR Office via DocuSign”**
- It will have the subject : **UCSC Anti-Hazing Form For: [Your Name]**.
- Click on the **yellow** box that says **“Review Documents”** and the link will take you to DocuSign where you will fill out and complete the form.
- After you have completed this section, go to Step 2.

Step 1b : Accessing Form via Link

PowerForm Signer Information

Fill in the name and email for each signing role listed below. Signers will receive an email inviting them to sign this document.

Please enter your name and email to begin the signing process.

GLO Member (Active/Inactive/Prospective)

Your Name: *

Your Email: *

Please provide information for any other signers needed for this document.

GLO Executive/Leadership

Name: *

Email: *

BEGIN SIGNING

If a member of the Executive Board of your chapter sent you a link to complete, once you've clicked on it, you will have to provide some information before you can access the form:

- Under GLO Member - put YOUR name and UCSC email address
- Under GLO Executive/Leadership - put your Presidents name and UCSC email address

After you have completed this section, jump to section [Step 2](#).

Step 2: Completing the Form

Once you are on Docusign, there will be 3 lines for you to fill out.

- Student Organization: Click on the drop down menu and select the Chapter you are affiliated with
- Student ID: Input your 7-digit Student Identification number
- Signature: Electronically Sign the bottom of the form

The following will be auto-filled based on Step 1:

- Name
- Email
- Date

Once all information is input, press “Finish”!


I understand, acknowledge, and accept that having knowledge of hazing, without taking to stop or prevent such hazing from occurring is, synonymous with conspiring to haze. Such inaction is a violation of University policies and/or procedures and will result in referral of the matter of the alleged violation(s) to the University's Student Judicial System.

Student Organization:

Name of Member/Prospective Member:

Student ID for Member/Prospective Member:

Email:

Signature: 

Date:



Thank you for doing your part!

Once you have submitted your form, the SOAR team will review it and let your Chapter President know when it has been received & approved.

If you have any questions, please send them to your Chapter President who will then forward the question to the respective SOAR Advisor.

